

SBL120-12HR V0 Xtreme (12V26Ah)

Applications

- Uninterruptable Power Supply (UPS)
- Electric Power System (EPS)
- Emergency backup power supply
- Emergency light
- Railway signal
- Alarm and security system
- Communication power supply
- DC power supply

Certificates



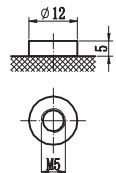
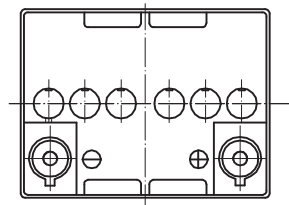
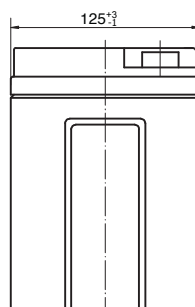
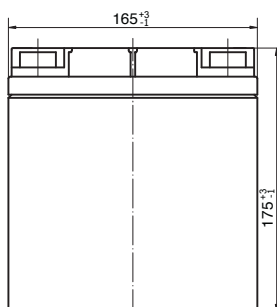
Specifications

Nominal Voltage	12V	Operating Temp. Range	Discharge: -20~60°C
Nominal Capacity	26Ah (C ₁₀ , 1.8V/cell)		Charge: -10~45°C
Approx. Weight	9.6kg		Storage: -20~60°C
Terminal	M5	Standby Use	Initial Charging Current less than 8.4A.
Container Material	ABS UL94 V0		Voltage 2.23-2.30V at 20°C.
Rated Capacity (20°C)	26Ah/2.6A, 10hr, 10.8V		Temperature Coefficient -20mV/°C.
	22.25Ah/4.45A, 5hr, 10.5V	Capacity affected by Temp.	40°C 103%
	20.4Ah/6.80A, 3hr, 10.5V		25°C 100%
	24.7Ah/24.7A, 1hr, 9.6V		0°C 86%
Max. Discharge Current	260A (5s)	Self Discharge	SSB batteries may be stored for up to 6 months at 20°C and then a freshening charge is required. For higher temperatures the time interval will be shorter.
Internal Resistance / Impedance (1kHz)	Approx. 8.0mΩ	Life Expectancy	>12 years according to EUROBAT
Nominal Oper. Temp. R.	20±2°C		

Dimensions

■ M5 Terminal

Unit: mm | Dimensions: 165 Length X 125 Width X 175 Height (175 Height incl. Terminal)



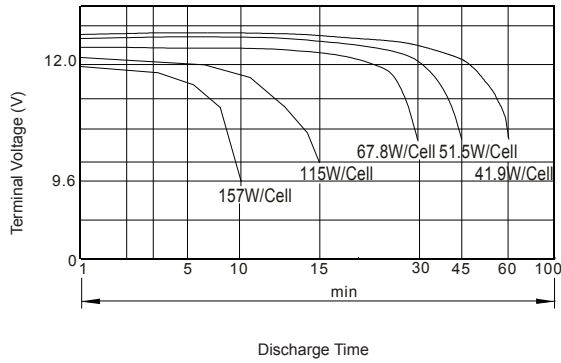
Constant Current Discharge (Amperes) at 20°C

End Voltage	3min	5min	10min	15min	20min	25min	30min	45min	60min	90min	3h	5h	8h	10h
1.60V/cell	168	131	90.2	67.3	56.1	48.1	42.1	31.1	24.7	13.59	7.33	4.75	3.18	2.70
1.65V/cell	158	125	86.2	64.8	54.0	46.3	40.7	30.0	23.9	13.21	7.12	4.65	3.11	2.68
1.67V/cell	154	123	84.6	63.8	53.2	45.6	40.2	29.5	23.5	13.07	7.07	4.59	3.07	2.68
1.70V/cell	148	116	78.5	60.3	50.3	43.1	38.3	28.0	22.5	12.91	6.99	4.54	3.04	2.65
1.75V/cell	139	108	74.2	56.8	47.5	40.1	35.1	26.6	21.3	12.62	6.80	4.45	2.98	2.63
1.80V/cell	127	103	71.1	54.8	45.6	39.4	35.0	25.7	20.8	12.29	6.61	4.34	2.91	2.60

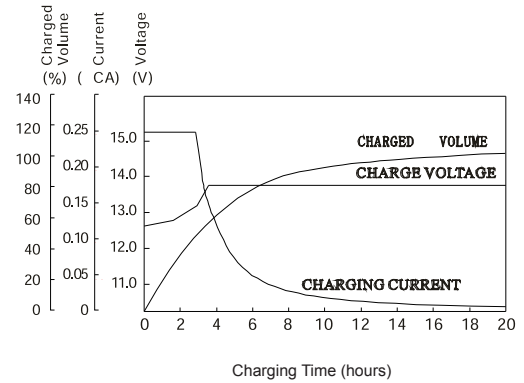
Constant Power Discharge (Watts/cell) at 20°C

End Point	3min	5min	10min	15min	20min	25min	30min	45min	60min	90min	3h	5h	8h	10h
1.60V/cell	325	240	157	118	99	85.8	75.2	56.6	45.7	26.75	15.71	10.12	6.69	5.54
1.65V/cell	311	233	153	116	97	83.8	73.4	55.4	44.8	26.03	15.34	9.91	6.55	5.43
1.67V/cell	306	230	152	115	96	83.0	72.7	54.9	44.4	25.67	15.13	9.80	6.48	5.38
1.70V/cell	283	221	147	110	92	80.1	70.3	53.2	43.2	25.32	14.92	9.70	6.41	5.32
1.75V/cell	267	210	140	106	90	77.3	67.8	51.5	41.9	24.61	14.54	9.49	6.27	5.21
1.80V/cell	253	200	134	102	85	74.6	65.4	49.8	40.6	23.94	14.12	9.24	6.13	5.10

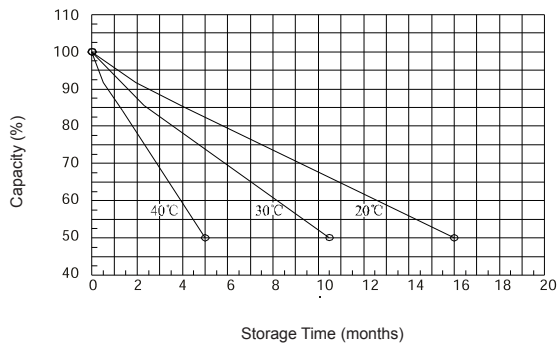
Discharge Characteristics



Float Charging Characteristics



Self-Discharge Characteristic



Effect of Temperature on Long Term Float Life

