

SBL560-12HR V0 Xtreme (12V140Ah)

Applications

- Uninterruptable Power Supply (UPS)
- Electric Power System (EPS)
- Emergency backup power supply
- Emergency light
- Railway signal
- Alarm and security system
- Communication power supply
- DC power supply

Certificates



Conform to
IEC60896-21&22



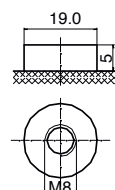
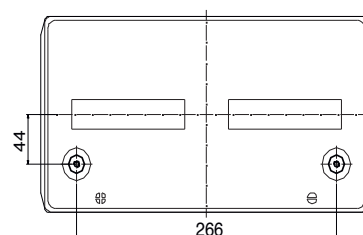
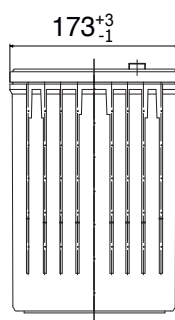
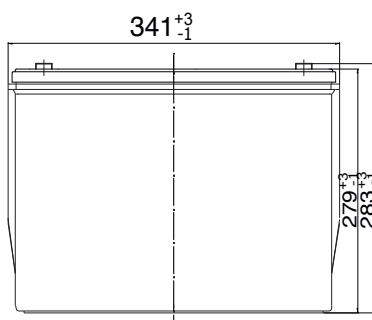
Specifications

Nominal Voltage	12V	Operating Temp. Range	Discharge: -20~60°C
Nominal Capacity	140Ah (C ₁₀ , 1.8V/cell)		Charge: -10~45°C
Approx. Weight	41.0kg		Storage: -20~60°C
Terminal	M8	Standby Use	Initial Charging Current less than 45A.
Container Material	ABS UL94 V0		Voltage 2.23-2.30V at 20°C.
Rated Capacity (20°C)	140Ah/14A, 10hr, 10.8V		Temperature Coefficient -20mV/°C.
	119.85Ah/23.97A, 5hr, 10.5V	Capacity affected by Temp.	40°C 103%
	109.89Ah/36.63A, 3hr, 10.5V		25°C 100%
	103Ah/103A, 1hr, 9.6V		0°C 86%
Max. Discharge Current	910A (5s)	Self Discharge	SSB batteries may be stored for up to 6 months at 20°C and then a freshening charge is required. For higher temperatures the time interval will be shorter.
Internal Resistance / Impedance (1kHz)	Approx. 3.6mΩ	Life Expectancy	>12 years according to EUROBAT
Nominal Oper. Temp. R.	20±2°C		

Dimensions

■ M8 Terminal

Unit: mm | Dimensions: 341 Length X 173 Width X 279 Height (283 Height incl. Terminal)



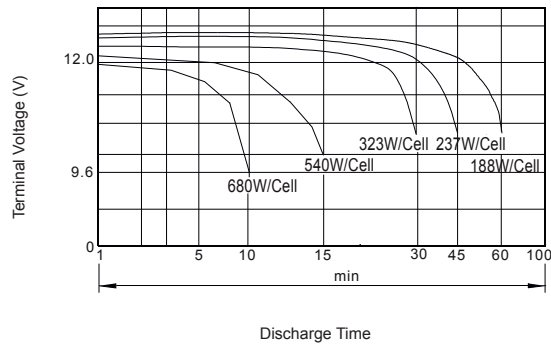
Constant Current Discharge (Amperes) at 20°C

End Voltage	3min	5min	10min	15min	20min	25min	30min	45min	60min	90min	3h	5h	8h	10h
1.60V/cell	568	469	358	292	253	217	196	134	103	73.17	39.48	25.56	17.10	14.56
1.65V/cell	552	456	337	281	246	212	188	130	101	71.12	38.36	25.03	16.73	14.42
1.67V/cell	546	450	328	276	244	210	185	128	100	70.37	38.08	24.70	16.54	14.42
1.70V/cell	523	433	318	259	228	198	175	125	99	69.53	37.66	24.44	16.35	14.28
1.75V/cell	509	416	302	245	215	190	169	122	96	67.95	36.63	23.97	16.05	14.14
1.80V/cell	492	403	293	235	206	183	161	119	94	66.17	35.61	23.38	15.68	14.00

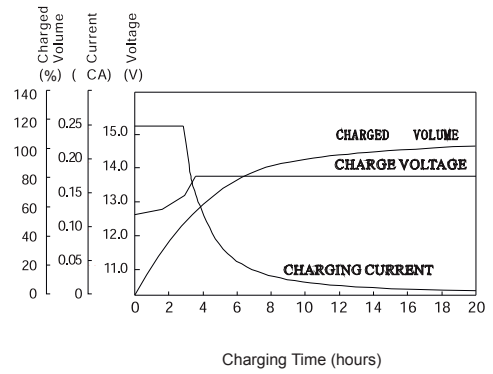
Constant Power Discharge (Watts/cell) at 20°C

End Point	3min	5min	10min	15min	20min	25min	30min	45min	60min	90min	3h	5h	8h	10h
1.60V/cell	1104	887	680	564	468	400	358	260	201	133.73	78.57	50.59	33.44	27.70
1.65V/cell	1078	857	662	547	459	396	350	255	198	130.17	76.69	49.56	32.73	27.16
1.67V/cell	1067	844	655	540	456	394	347	253	197	128.37	75.63	49.02	32.39	26.88
1.70V/cell	1005	790	601	491	427	374	331	245	192	126.62	74.59	48.49	32.06	26.62
1.75V/cell	946	736	568	473	412	360	323	237	188	123.06	72.72	47.46	31.37	26.03
1.80V/cell	906	714	534	455	397	347	311	229	184	119.70	70.62	46.20	30.66	25.49

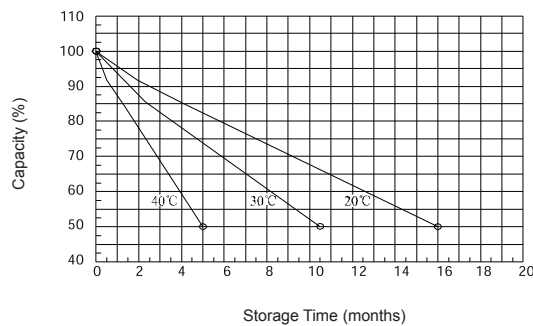
Discharge Characteristics



Float Charging Characteristics



Self-Discharge Characteristic



Effect of Temperature on Long Term Float Life

