



valve regulated
sealed lead acid type
rechargeable battery

sunbattery®

SB12-12 (12V12AH) (SB12-12V0)



Specification	
Nominal Voltage	12V
Nominal Capacity(20HR)	12.0AH
Dimension	Length 152±1mm (5.95 inches)
	Width 98±1mm (3.86 inches)
	Container Height 95±1mm (3.74 inches)
	Total Height (with Terminal) 102±1mm (3.98 inches)
	Approx Weight 3.80 kg (8.38lbs)
Terminal	T1 / T2
Container Material	ABS UL.94:HB0(optional ABS UL.94:V0)
Rated Capacity	12.0 AH/0.60A (20hr, 1.80V/cell, 25°C/77°F)
	11.2 AH/1.12A (10hr, 1.80V/cell, 25°C/77°F)
	10.2 AH/2.03A (5hr, 1.75V/cell, 25°C/77°F)
	8.94 AH/2.98A (3hr, 1.75V/cell, 25°C/77°F)
	7.49AH/7.49A (1hr, 1.60V/cell, 25°C/77°F)
Max. Discharge Current	180A (5s)
Internal Resistance	Approx 14mΩ
Operating Temp. Range	Discharge : -15~50°C (5~122°F)
	Charge : 0~40°C (32~104°F)
	Storage : -15~40°C (5~104°F)
Nominal Operating Temp. Range	25±3°C (77±5°F)
Cycle Use	Initial Charging Current less than 3.6A. Voltage 14.4V~15.0V at 25°C(77°F)Temp. Coefficient -30mV/°C
	No limit on Initial Charging Current Voltage 13.5V~13.8V at 25°C(77°F)Temp. Coefficient -20mV/°C
Standby Use	40°C (104°F) 103%
Capacity affected by Temperature	25°C (77°F) 100%
	0°C (32°F) 86%
	SB series batteries may be stored for up to 6 months at 25°C(77°F) and then a freshening charge is required. For higher temperatures the time interval will be shorter.
Self Discharge	
Life expectancy	3~5 years at 25 C with charge voltage 2.25V/cell

Applications

- ◆ All purpose
- ◆ Uninterruptable Power Supply (UPS)
- ◆ Electric Power System (EPS)
- ◆ Emergency backup power supply
- ◆ Emergency light
- ◆ Railway signal
- ◆ Aircraft signal
- ◆ Alarm and security system
- ◆ Electronic apparatus and equipment
- ◆ Communication power supply
- ◆ DC power supply
- ◆ Auto control system



Conform to:
IEC60896-21&22 and/or IEC61427

Constant Current Discharge (Amperes) at 25° C (77°F)

F.V/Time	5min	10min	15min	20min	30min	45min	1h	2h	3h	4h	5h	6h	8h	10h	20h
1.85V/cell	22.9	15.2	12.5	11.0	9.02	7.04	5.83	3.58	2.70	2.22	1.88	1.63	1.30	1.08	0.594
1.80V/cell	27.4	18.2	14.7	12.6	10.1	7.73	6.31	3.84	2.88	2.36	1.98	1.70	1.34	1.12	0.600
1.75V/cell	32.8	20.9	16.4	13.9	10.8	8.27	6.67	4.00	2.98	2.42	2.03	1.75	1.38	1.14	0.606
1.70V/cell	38.1	23.3	18.0	15.1	11.5	8.67	6.96	4.14	3.05	2.47	2.08	1.79	1.40	1.16	0.617
1.65V/cell	42.0	25.3	19.3	16.2	12.1	9.06	7.20	4.27	3.14	2.54	2.12	1.82	1.42	1.18	0.625
1.60V/cell	46.3	27.4	20.8	17.1	12.8	9.42	7.49	4.38	3.21	2.60	2.17	1.86	1.45	1.20	0.629

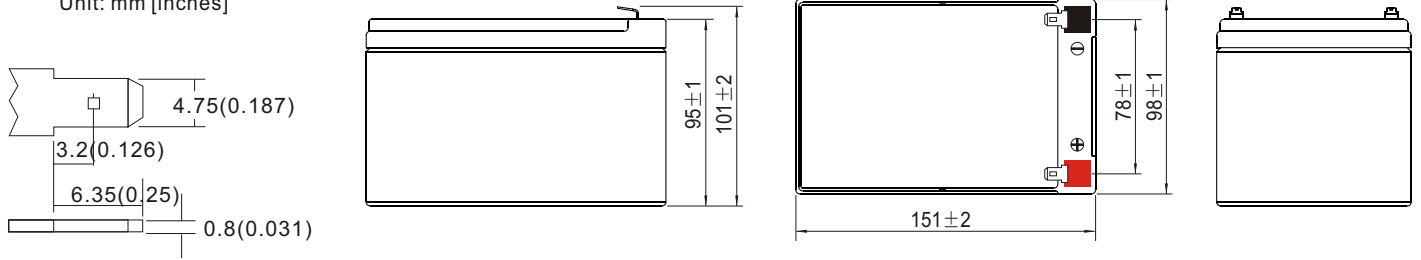
Constant Power Discharge (Watts) at 25° C (77°F)

F.V/Time	5min	10min	15min	20min	30min	45min	1h	2h	3h	4h	5h	6h	8h	10h	20h
1.85V/cell	42.6	28.4	23.6	20.8	17.1	13.5	11.3	6.96	5.26	4.33	3.69	3.20	2.56	2.14	1.18
1.80V/cell	49.5	33.4	27.2	23.6	19.0	14.7	12.1	7.41	5.58	4.59	3.86	3.33	2.65	2.21	1.19
1.75V/cell	58.8	37.9	30.0	25.8	20.2	15.7	12.7	7.69	5.75	4.68	3.95	3.42	2.71	2.26	1.20
1.70V/cell	67.3	41.7	32.7	27.8	21.4	16.3	13.2	7.94	5.88	4.78	4.04	3.48	2.75	2.29	1.22
1.65V/cell	73.1	44.6	34.7	29.5	22.4	16.9	13.6	8.17	6.02	4.88	4.11	3.54	2.79	2.32	1.23
1.60V/cell	79.2	47.5	36.6	30.6	23.3	17.5	14.1	8.33	6.13	4.99	4.18	3.61	2.84	2.35	1.24

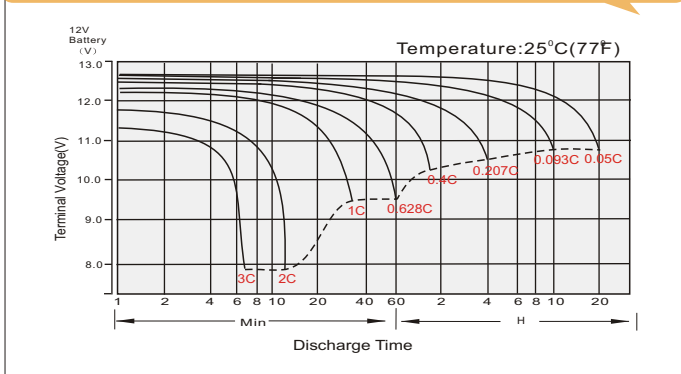
Dimensions

T1 Terminal

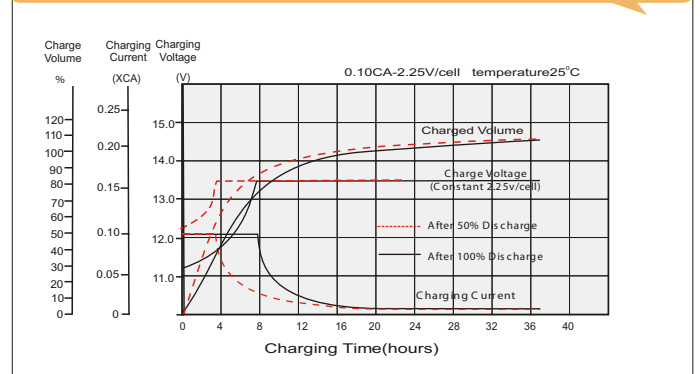
Unit: mm [inches]



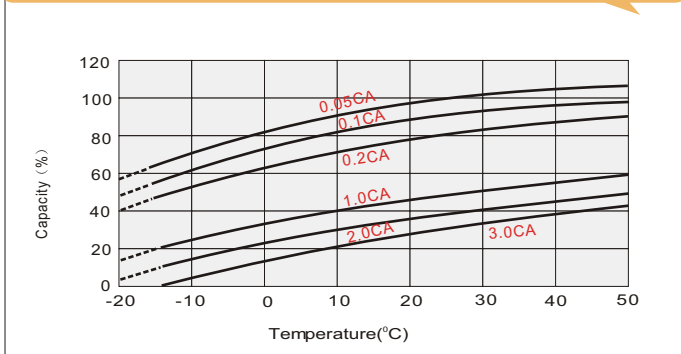
Discharge Characteristics



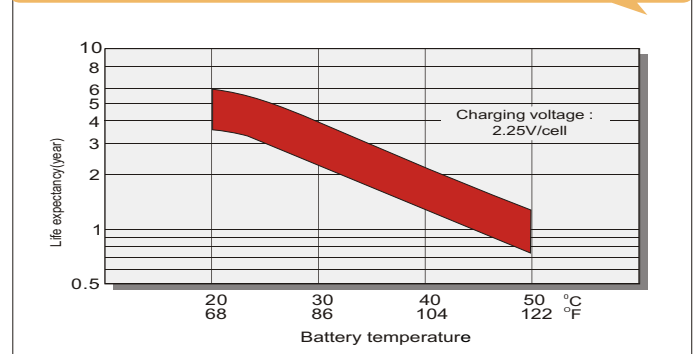
Float Charging Characteristics



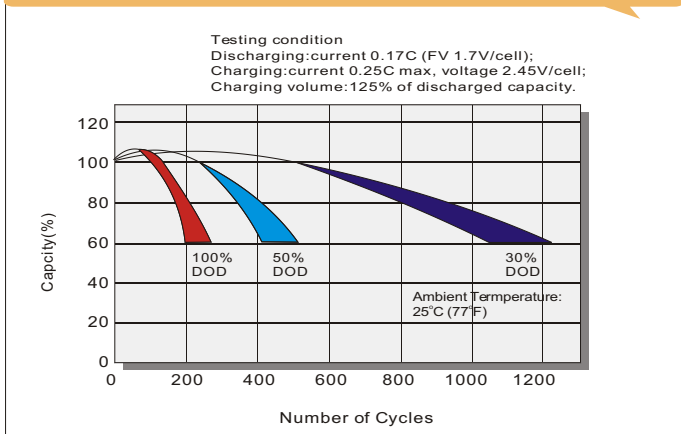
Temperature Effects in Relation to Battery Capacity



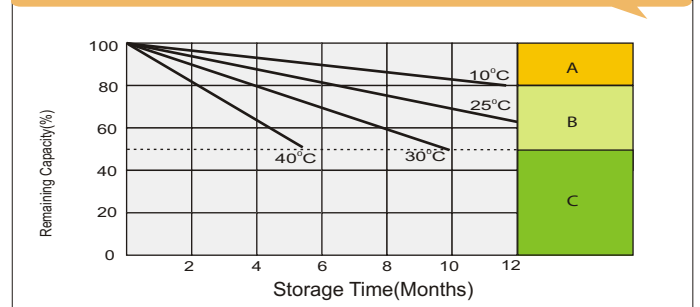
Effect of Temperature on Long Term Float Life



Cycle Life in Relation to Depth of Discharge



Self Discharge Characteristics



- A** No supplementary charge required (Carry out supplementary charge before use if 100% capacity is required.)
- B** Supplementary charge required before use. Optional charging ways below:
1. Charged for a above 3 days at limited current 0.25CA and constant voltage 2.25V/cell.
2. Charged for a above 20 hours at limited current 0.25CA and constant voltage 2.45V/cell.
3. Charged for 8-10 hours at limited current 0.05 CA.
- C** Supplementary charge may often fail to recover the capacity. The battery should never be left standing till this is reached.