

## WP65-12 12Volt 65Ah

### Specifications

Nominal Voltage(V) **12V**

#### Nominal Capacity

20 hour rate	(3.25A to 10.50V)	<b>65Ah</b>
10 hour rate	(6.175A to 10.50V)	<b>61.75Ah</b>
5 hour rate	(11.05A to 10.20V)	<b>55.25Ah</b>
1 C	(65A to 9.60V)	<b>36.83Ah</b>
3 C	(195A to 9.60V)	<b>26Ah</b>

Weight **Approx. 23.3kg(51.26Lbs.)**

Internal Resistance (at 1KHz) **Approx. 5 mΩ**

#### Maximum Discharge Current for

5 seconds: **780A**

#### Charging Methods at 25 (77 )

##### Cycle use:

Charging Voltage **14.4 to 15.0V**

Coefficient -5.0mv/ /cell

Maximum Charging Current : **19.5A**

##### Standby use:

Float Charging Voltage **13.50 to 13.80V**

Coefficient -3.0mv/ /cell

#### Operating Temperature Range

Charge **-15 (5 ) to 40 (104 )**

Discharge **-15 (5 ) to 50 (122 )**

Storage **-15 (5 ) to 40 (104 )**

#### Charge Retention (shelf life) at 20 (68 )

1 month **98%**

3 month **94%**

6 month **85%**

Case Material **ABS**

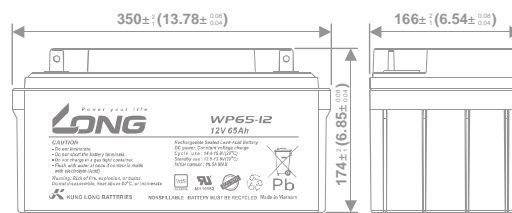
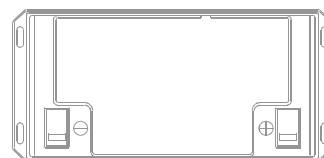
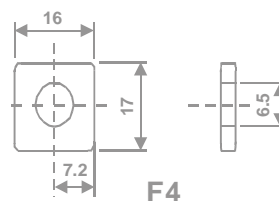
(Option: UL94 HB & UL94 V-0 flame retardant )

Terminal **F4**

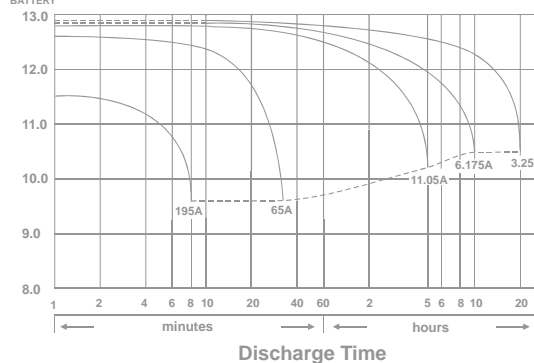


### Dimensions

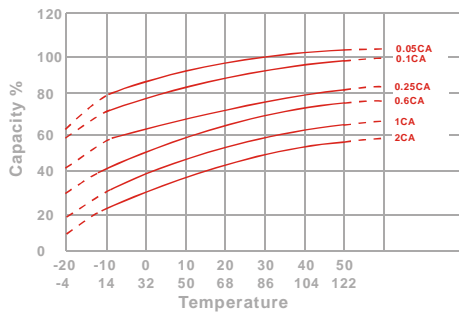
mm(inch)



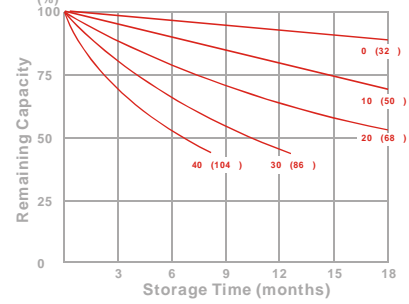
(v) Discharge Time VS. Discharge Current (25 )  
FOR 12V BATTERY



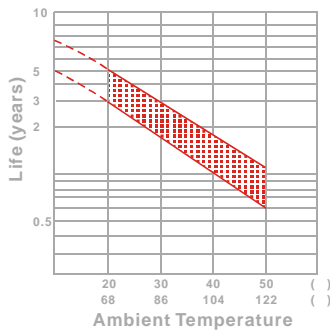
Effect of Temperature on Capacity 25 (77 )



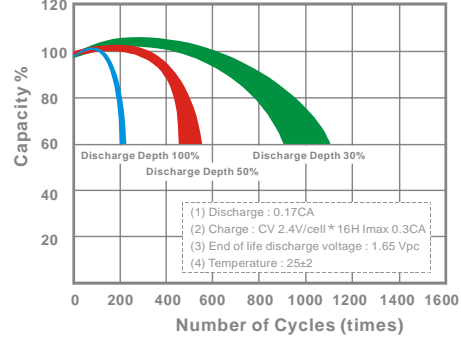
Capacity Retention Characteristic



Trickle (or float) Service Life



Cycle Service Life



## - PERFORMANCE DATA

Discharge Rates in Watts to Various End Voltages at 25 (77 )

End Voltage		1.85V	1.80V	1.75V	1.70V	1.67V	1.65V	1.60V
Time								
5	min	1929	2768	3256	3533	3604	3685	3763
10	min	1238	1776	2089	2268	2310	2362	2415
15	min	910	1251	1445	1553	1582	1614	1646
30	min	484	665	768	826	840	858	875
60	min	437	469	485	496	501	505	511
120	min	242	266	282	293	297	301	306
180	min	181	197	210	219	222	225	229
240	min	159	168	176	181	183	185	187
300	min	136	141	144	146	147	149	150
600	min	79.7	83.4	85.0	86.4	86.9	87.4	88.5
1200	min	41.8	43.8	44.6	45.3	45.6	45.9	46.4

- Discharge Rates in Amperes to Various End Voltages at 25 (77 )

End Voltage		1.85V	1.80V	1.75V	1.70V	1.67V	1.65V	1.60V
Time								
5	min	172	243	281	300	306	314	336
10	min	108	159	177	191	196	202	210
15	min	81.5	112	119	128	131	135	140
30	min	40.7	55.9	64.5	69.4	70.6	72.1	73.5
60	min	34.9	38.3	40.5	42.2	42.6	43.1	43.8
120	min	19.5	21.6	23.1	24.4	24.8	25.3	25.9
180	min	15.1	16.4	17.3	18.2	18.5	18.8	19.2
240	min	12.6	13.4	14.1	14.6	14.8	15.1	15.4
300	min	10.8	11.5	12.1	12.6	12.8	13.0	13.2
600	min	6.56	6.86	7.00	7.11	7.15	7.20	7.27
1200	min	3.49	3.60	3.67	3.73	3.76	3.79	3.82

All data on the spec. sheet is an average value:

The tolerance range : X<6min(+15%~-15%), 6min X<10min(+12%~-12%),10min X < 60min(+8%~-8%), X 60min(+5%~-5%)

040213-1F