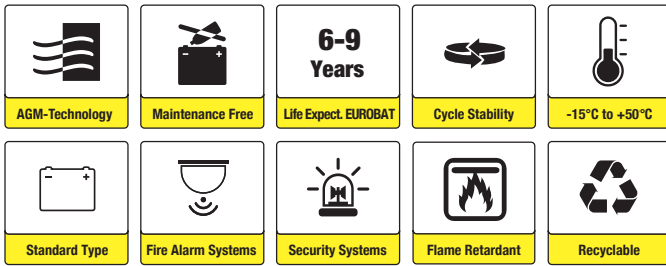




⊕⊖ sunbattery®


# SB12-7.2V0 (12V7.2Ah)



## Applications

- Uninterruptable Power Supply (UPS)
- Electric Power System (EPS)
- Emergency backup power supply
- Emergency light
- Railway signal
- Alarm and security system
- Communication power supply
- DC power supply

## Certificates



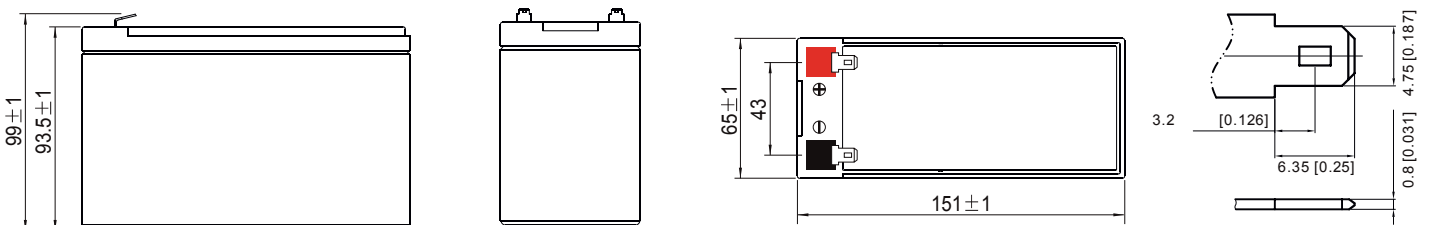
## Specifications

<b>Nominal Voltage</b>	12V	<b>Nominal Oper. Temp. R.</b>	25±3°C
<b>Nominal Capacity</b>	7.2Ah (C <sub>20</sub> 1.80V/cell)	<b>Cycle Use</b>	Initial Charging Current less than 2.25A. Voltage 14.7V +1% at 25°C. Temperature Coefficient -30mV/°C.
<b>Approx. Weight</b>	2.28kg	<b>Standby Use</b>	No limit on Initial Charging Current. Voltage 13.65V +1% at 25°C Temp. Coefficient -20mV/°C
<b>Terminal</b>	T1	<b>Capacity affected by Temp.</b>	40°C            103% 25°C            100% 0°C              86%
<b>Container Material</b>	ABS UL94 V0	<b>Self Discharge</b>	SB batteries may be stored for up to 6 months at 25°C and then a freshening charge is required. For higher temperatures the time interval will be shorter.
<b>Rated Capacity (25°C)</b>	7.20Ah/0.36A, 20hr, 1.80V/cell 6.72Ah/0.672A, 10hr, 1.80V/cell 6.05Ah/1.21A, 5hr, 1.75V/cell 5.31Ah/1.77A, 3hr, 1.75V/cell 4.44Ah/4.44A, 1hr, 1.60V/cell	<b>Life Expectancy</b>	6-9 years according to EUROBAT
<b>Max. Discharge Current</b>	112,5A (5s)		
<b>Internal Resistance / Impedance (1kHz)</b>	Approx. 23mΩ		
<b>Operating Temp. Range</b>	Discharge:    -15~50°C Charge:        0~40°C Storage:       -15~40°C		

## Dimensions

### ■ T1 Terminal

Unit: mm | Dimensions: 151 Length X 65 Width X 93.5 Height (99 Height incl. Terminal)





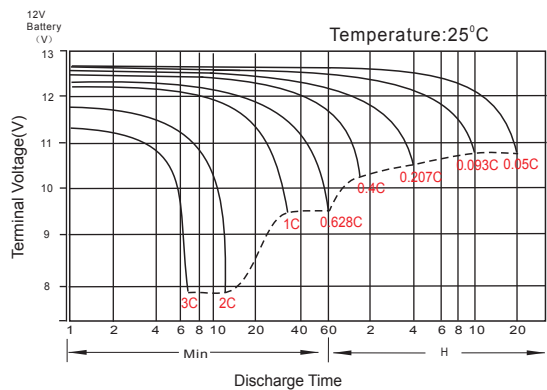
### Constant Current Discharge (Amperes) at 25°C

F.V/Time	5min	10min	15min	20min	30min	45min	1h	2h	3h	4h	5h	6h	8h	10h	20h
1.85V/cell	16.6	12.7	10.2	8.86	6.52	4.78	3.82	2.21	1.67	1.37	1.15	1.00	0.796	0.658	0.355
1.80V/cell	19.8	14.0	11.3	9.52	7.00	5.07	4.06	2.32	1.72	1.41	1.19	1.03	0.814	0.672	0.360
1.75V/cell	22.1	15.3	12.1	10.01	7.30	5.25	4.17	2.40	1.77	1.44	1.21	1.05	0.828	0.682	0.367
1.70V/cell	24.1	16.4	12.9	10.52	7.57	5.41	4.30	2.45	1.81	1.47	1.23	1.06	0.840	0.692	0.372
1.65V/cell	26.2	17.3	13.5	11.0	7.80	5.52	4.37	2.49	1.84	1.49	1.25	1.08	0.850	0.699	0.375
1.60V/cell	27.6	18.0	13.9	11.2	7.93	5.62	4.44	2.53	1.87	1.51	1.27	1.09	0.858	0.705	0.378

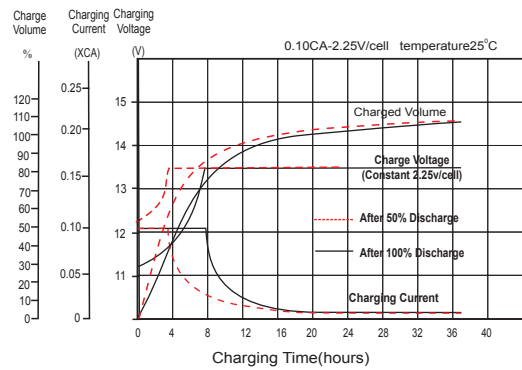
### Constant Power Discharge (Watts/cell) at 25°C

F.V/Time	5min	10min	15min	20min	30min	45min	1h	2h	3h	4h	5h	6h	8h	10h	20h
1.85V/cell	31.5	24.2	19.7	17.3	12.8	9.42	7.56	4.40	3.33	2.74	2.32	2.02	1.61	1.333	0.721
1.80V/cell	37.2	26.7	21.8	18.4	13.7	9.95	8.02	4.61	3.43	2.81	2.37	2.06	1.64	1.355	0.728
1.75V/cell	41.1	28.9	23.1	19.3	14.2	10.3	8.22	4.74	3.51	2.87	2.42	2.10	1.66	1.372	0.740
1.70V/cell	44.5	30.7	24.4	20.2	14.7	10.6	8.45	4.84	3.58	2.92	2.45	2.12	1.68	1.386	0.746
1.65V/cell	47.8	32.1	25.4	21.0	15.0	10.7	8.54	4.89	3.63	2.96	2.48	2.15	1.70	1.398	0.751
1.60V/cell	49.8	33.0	25.9	21.2	15.2	10.8	8.63	4.95	3.67	2.98	2.51	2.16	1.71	1.406	0.755

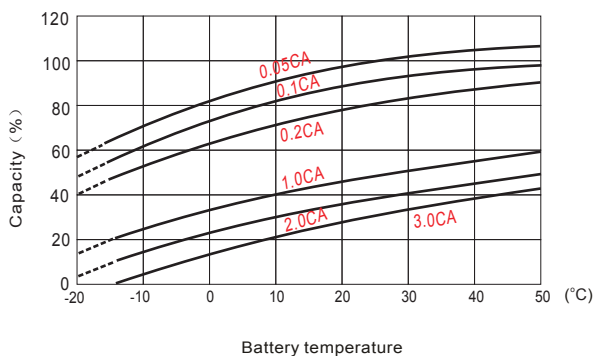
### Discharge Characteristics



### Float Charging Characteristics



### Temperature Effects in Relation to Battery Capacity



### Effect of Temperature on Long Term Float Life

