

MODEL 30XHS with POD vent
VOLTAGE 12
MATERIAL Polypropylene
DIMENSIONS Inches (mm)
BATTERY Deep-Cycle Flooded/Wet Lead-Acid Battery
COLOR Maroon
WATERING N/A



PRODUCT + PHYSICAL SPECIFICATIONS

BCI Group Size	Type	Terminal Type ⁶	Dimensions ^c Inches (mm)			Weight Lbs. (kg)
			Length	Width	Height ^f	
30H	30XHS	5, 7, 8, 9	13.94 (354)	6.75 (171)	10.09 (256)	66 (30)

ELECTRICAL SPECIFICATIONS

Cranking Performance		Capacity ^a Minutes		Capacity ^b Amp-Hours (AH)				Energy (kWh)	Internal Resistance (mΩ)	Short Circuit Current (amps)
C.C.A. ^d @ 0°F (-18°C)	C.A. ^e @ 32°F (0°C)	@ 25 Amps	@ 75 Amps	5-Hr	10-Hr	20-Hr	100-Hr	100-Hr	—	—
—	—	225	57	105	120	130	144	1.73		

CHARGING INSTRUCTIONS

System Voltage	Charger Voltage Settings (at 77°F/25°C)			
	12V	24V	36V	48V
Bulk Charge	14.8	29.6	44.5	59.3
Float Charge	13.5	27.0	40.5	54.0
Equalize Charge	16.2	32.4	48.6	64.8

Do not install or charge batteries in a sealed or non-ventilated compartment. Constant under or overcharging will damage the battery and shorten its life as with any battery.

CHARGING TEMPERATURE COMPENSATION

Add	Subtract
0.005 volt per cell for every 1°C below 25°C 0.0028 volt per cell for every 1°F below 77°F	0.005 volt per cell for every 1°C above 25°C 0.0028 volt per cell for every 1°F above 77°F



OPERATIONAL DATA

Operating Temperature	Self Discharge
-4°F to 113°F (-20°C to +45°C). At temperatures below 32°F (0°C) maintain a state of charge greater than 60%.	5 – 15% per month depending on storage temperature conditions.

STATE OF CHARGE MEASURE OF OPEN-CIRCUIT VOLTAGE

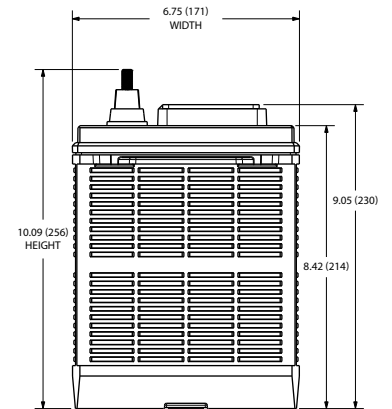
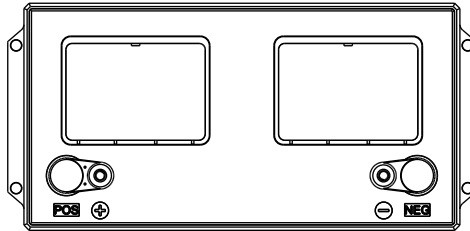
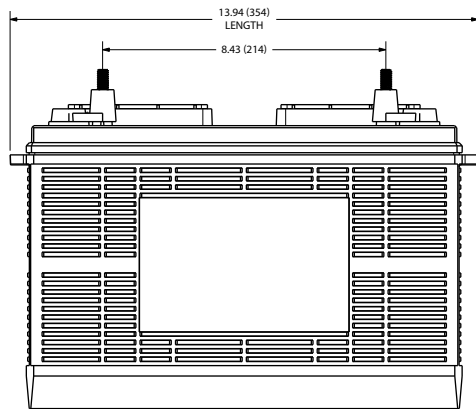
Percentage Charge	Specific Gravity	Cell	12 Volt
100	1.277	2.122	12.73
90	1.258	2.103	12.62
80	1.238	2.083	12.50
70	1.217	2.062	12.37
60	1.195	2.040	12.24
50	1.172	2.017	12.10
40	1.148	1.993	11.96
30	1.124	1.969	11.81
20	1.098	1.943	11.66
10	1.073	1.918	11.51

TERMINAL CONFIGURATIONS⁶

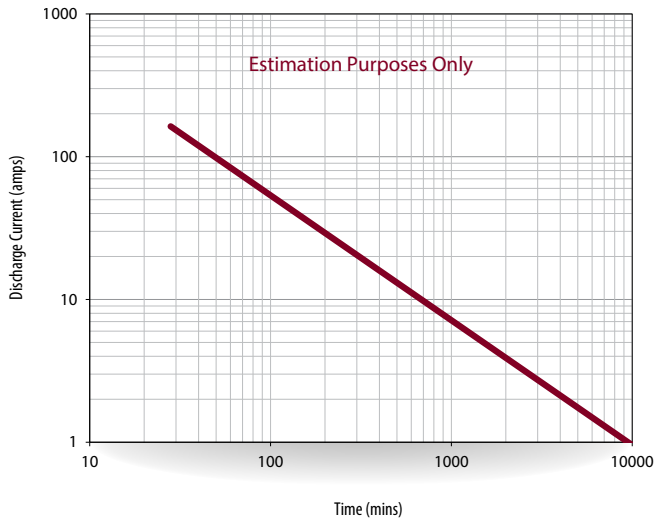
5	LT	L-Terminal
		<p>Terminal Height Inches (mm) 1.70 (43)</p> <p>Torque Values in-lb (Nm) 95 – 105 (11 – 12)</p> <p>Bolt 5/16"</p>
8	AP	Automotive Post Terminal
		<p>Terminal Height Inches (mm) 0.83 (21)</p> <p>Torque Values In-lb (Nm) 50 – 70 (6 – 8)</p>

7	UT	Universal Terminal
		<p>Terminal Height Inches (mm) 1.10 (28)</p> <p>Torque Values in-lb (Nm) 95 – 105 (11 – 12)</p> <p>Bolt 5/16"</p>
9	WNT	Wingnut Terminal
		<p>Terminal Height Inches (mm) 0.95 (24)</p> <p>Torque Values in-lb (Nm) 95 – 105 (11 – 12)</p> <p>Bolt 5/16"</p>

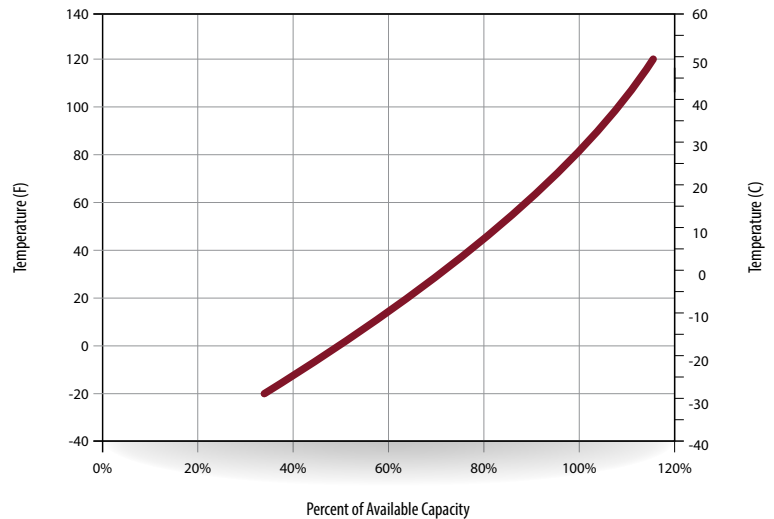
BATTERY DIMENSIONS (shown with WNT)



TROJAN 30XHS PERFORMANCE



PERCENT CAPACITY VS. TEMPERATURE



- A. The number of minutes a battery can deliver when discharged at a constant rate at 80°F (27°C) and maintain a voltage above 1.75 V/cell. Capacities are based on peak performance.
- B. The amount of amp-hours (AH) a battery can deliver when discharged at a constant rate at 80°F (27°C) and maintain a voltage above 1.75 V/cell. Capacities are based on peak performance.
- C. Dimensions may vary depending on type of handle or terminal. Batteries should be mounted with 0.5 inches (12.7 mm) spacing minimum.

- D. C.C.A. (Cold Cranking Amps) - the discharge load in amperes which a new, fully charged battery can maintain for 30 seconds at 0°F (-18°C) at a voltage above 1.2 V/cell.
- E. C.A. (Cranking Amps) - the discharge load in amperes which a new, fully charged battery can maintain for 30 seconds at 32°F (0°C) at a voltage above 1.2 V/cell. This is sometimes referred to as marine cranking amps @ 32°F or M.C.A. @ 32°F.
- F. Height taken from bottom of the battery to the highest point on the battery. Heights may vary depending on type of terminal.
- G. Terminal images are representative only.