

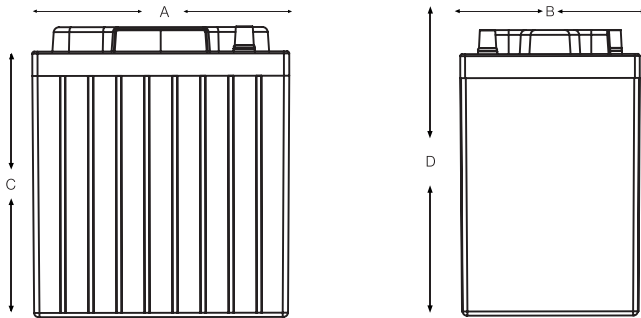


## Light Traction Bloc Batteries

# G06-06-180-3

## (6V 184Ah @ 5hr)

Eternity Technologies valve regulated lead-acid batteries for the light traction market. With an innovative Gel-technology and maintenance free design, Eternity Technology Gel Bloc batteries are compatible with all universal cyclic applications.



### Electrical Specifications

<b>Voltage</b>	6V
<b>80% DOD Voltage Cutoff</b>	5.6V
<b>Self Discharge</b>	Less than 3% per month (20°C/68°F)
<b>Charge Temperature</b>	Min: -10°C (14°F) / Max: 50°C (122°F)
<b>Discharge Temperature**</b>	Min: -40°C (-40°F) / Max: 50°C (122°F)
<b>Storage</b>	Min: -20°C (-4°F) / Max: 60°C (140°F)

Amp Hours (AH)					
20 HR	10 HR	5 HR	3 HR	2 HR	1 HR
210	198	184	171	156	133

\*\* CAUTION: Depths of discharge, operating voltages and currents, when designing systems for use at maximum temperatures, will vary.

### Mechanical Specifications

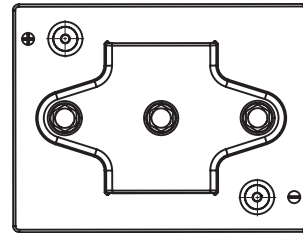
<b>Industry Reference</b>	-	
<b>Length (A)</b>	9.5 in	242 mm
<b>Width (B)</b>	7.3 in	186 mm
<b>Height (C)</b>	9.9 in	251 mm
<b>Height (D)*</b>	10.8 in	274 mm
<b>Weight</b>	71 lbs	32 kgs
<b>Terminal (Opt'l)</b>	A-POLE	
<b>Cell(s)</b>	3	
<b>Electrolyte</b>	Gel	
<b>Terminal Torque Nm</b>	8	

NOTE: There is a tolerance of +/-2%.

\*Including A-Terminal

### B Part of our Bloc Batteries range

Left - Positive Right - Negative



### Features

Maintenance-free bloc batteries in Gel technology (no topping up during lifetime)

Good high current performance for extreme operating conditions

High-class patented safety valve

700 cycles (DIN EN 60254-1) (IEC 254-1)

Valve-regulated lead-acid battery

Recyclable

Long cycle life

Low self discharge rate allows for up to 2 years shelf life

Classified as a non-spillable battery is not restricted for transportation by:

- Air (IATA/ICAO provision 67)
- Ground (STB, DOT-CFR-HMR49)
- Water (IMDG amendment 27)

### Applications

Electric vehicles

Wheelchairs

Cleaning machines

Electric working platforms

Universal for multiple cyclic applications

### Compliant with

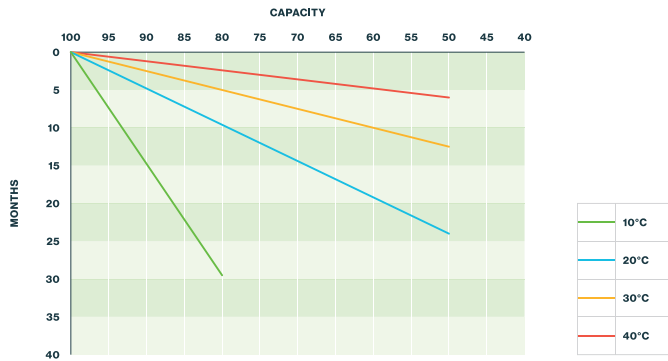
EN60254-1&2 & IEC254-1/2  
ISO 7176-25 SAE J 1495

# Charging profile

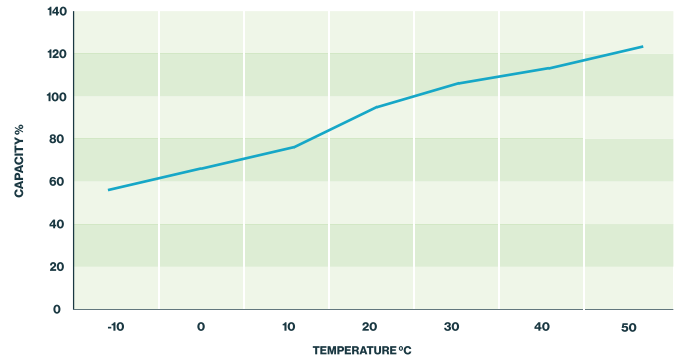
**IU Charging** I = min. 12% C<sub>5</sub> max. 18% C<sub>5</sub>  
U = 2.4 V per cell

**IUI Charging** I<sub>1</sub> = min. 12% C<sub>5</sub> max. 18% C<sub>5</sub>  
U = 2.35 V per cell  
I<sub>2</sub> = 1.5 % C<sub>5</sub> for max. 4 hours

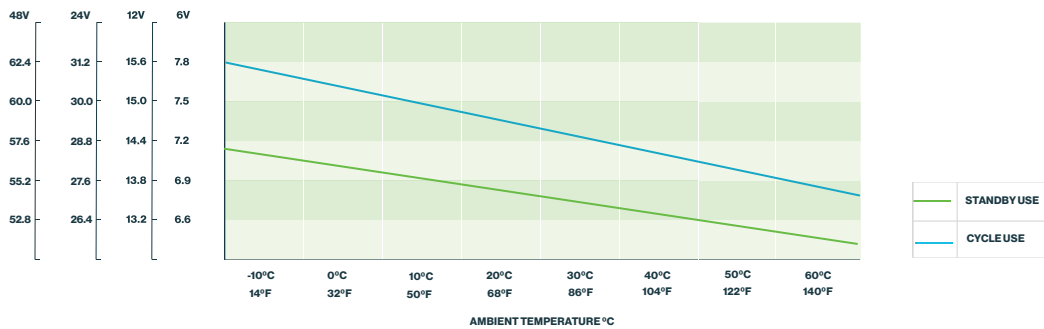
## Self discharge at different temperatures



## Capacity vs. temperature



## Relation between charging, voltage and temperature



## Storage: Determine the state of charge

