

MICROLYTE 6/12 MP SERIES

Sealed Maintenance Free Rechargeable Battery

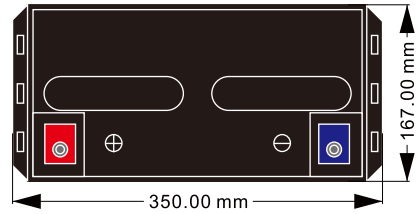


The SEC Microlyte MP series of VRLA AGM monoblocs is a classic top terminal range, designed for when a cost effective but reliable solution is required. It has been engineered with lead calcium plates to offer competitive battery solutions combining superior gas recombination technology and great energy density. Reliable, versatile and maintenance free – it is difficult to beat!



SEC 12-MP-65

G 116075



DESIGN LIFE

8 Years in Float Service at 25°C
200 Cycles @ 80% DoD at 25°C

MANUFACTURED TO

BS 6290 Part 4 (with V0 option)
IEC 60896-21/22-2004
Eurobat / VdS
UL Component approval
ISO 9001:2008
ISO 14001:2004

DESIGN SPECIFICATIONS

Float charge voltage
Cyclic charge voltage
Terminal

2.25-2.30 vpc ±1% at 25°C
2.40-2.50 vpc ±1% at 25°C
Ft3

CHARACTERISTICS

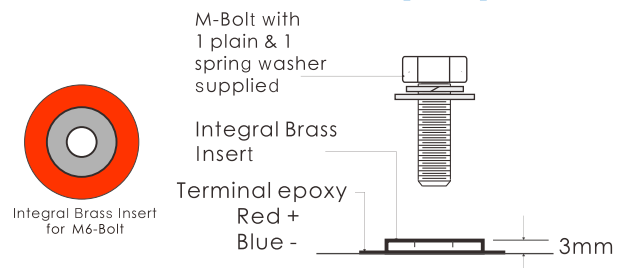
Model		SEC-12-MP-65
Nominal voltage		12 Volt
Nominal Capacity C/10 at 25°C		65.0Ah
Capacity	20hr	68.0 Ah to 1.75 vpc
	10hr	65.0 Ah to 1.75 vpc
	5hr	57.0 Ah to 1.75 vpc
	3hr	50.0 Ah to 1.75 vpc
	1hr	38.0 Ah to 1.75 vpc
Maximum charging current		11.4 Amp
Max. discharge current in 5 sec.		800 Amp
Internal resistance		7.0~11.0 mΩ*
Charging voltage	Standby use	13.5 - 13.8 VDC at 25°C
	Cyclic use	14.4 - 15.0 VDC at 25°C
Battery dimension	Length	350 mm
	Width	167 mm
	Overall height	179 mm
	Weight	19.0 kg

Actual Battery dimensions may be +/- 5% of the number shown
* For OQC standard

APPLICATIONS

UPS Systems/ Telecommunication PABX/
Emergency Lighting/ Fire & Security
Alarms System/ Portable VTR/TV / Power
Tools/ Computer/ Fans/ Electronics
torch/ Window washer

TERMINAL TYPE (FT3)



Current

Amps at 25°C

SEC bloc type	Discharge amps at 25°C																	
	End volts /Cell	Discharge time in minutes						End Volts /Cell	Discharge time in hours									
		5min	10min	15min	20min	30min	45min		1hr	1.5hr	2hr	3hr	4hr	5hr	6hr	8hr	10hr	20hr
12-MP-65	1.80	172	114	92.8	75.5	60.8	45.5	1.85	36.8	28.7	22.5	15.8	12.9	11.0	9.65	7.57	6.40	3.36
	1.75	182	121	98.0	79.7	63.7	47.3	1.80	37.6	29.0	23.0	16.3	13.3	11.2	9.74	7.80	6.44	3.38
	1.67	190	126	105	82.5	66.1	50.2	1.75	38.0	29.4	23.3	16.7	13.8	11.4	9.83	7.88	6.50	3.40

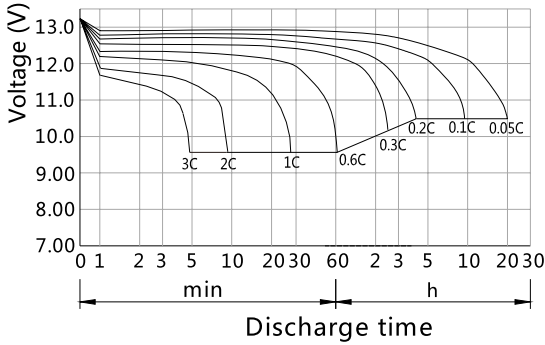
Power

Watts/cell at 25°C

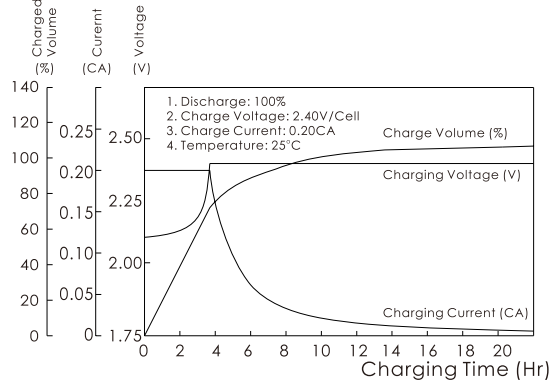
SEC bloc type	Discharge watts/cell at 25°C																	
	End volts /Cell	Discharge time in minutes						End Volts /Cell	Discharge time in hours									
		5min	10min	15min	20min	30min	45min		1hr	1.5hr	2hr	3hr	4hr	5hr	6hr	8hr	10hr	20hr
12-MP-65	1.80	323	215	169	137	105	88.0	1.85	66.9	53.6	42.2	29.6	24.3	21.5	18.7	14.2	12.4	6.53
	1.75	343	228	178	145	112	89.8	1.80	69.1	54.4	43.3	30.9	25.5	21.8	18.9	14.9	12.6	6.62
	1.67	358	238	184	150	119	91.9	1.75	70.9	55.4	44.1	32.0	26.6	22.1	19.2	15.4	12.8	6.71

Actual Battery data may be +/- 5% of the number shown

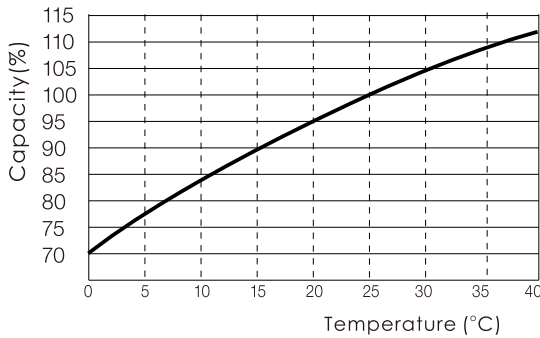
DISCHARGE CHARACTERISTICS (25C)



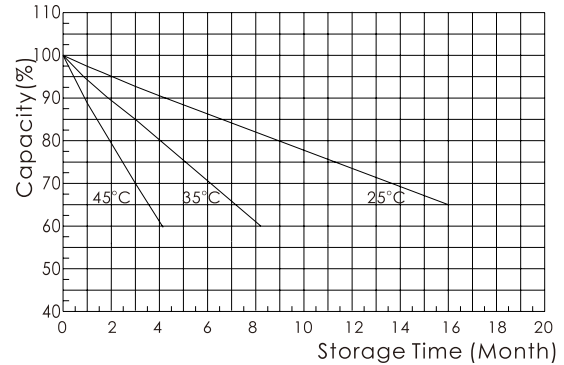
CHARGING CHARACTERISTICS (25C)



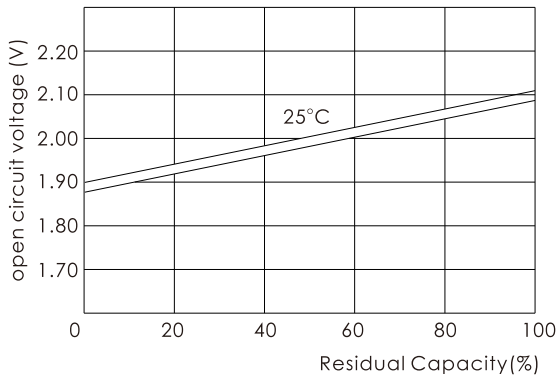
EFFECT OF TEMPERATURE ON CAPACITY



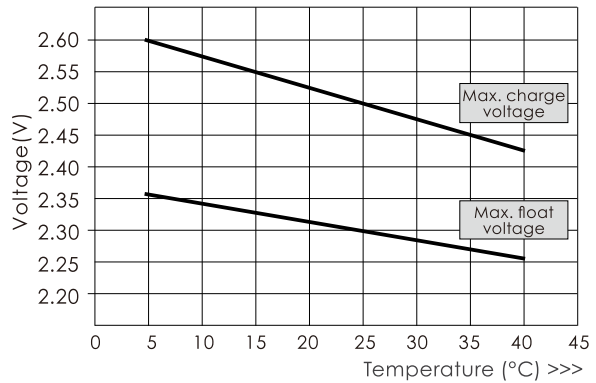
SELF-DISCHARGE CHARACTERISTICS



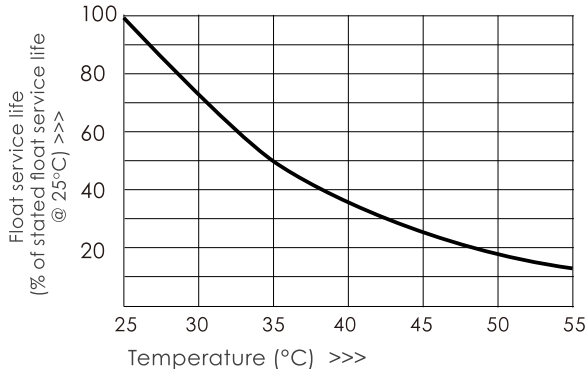
THE RELATIONSHIP FOR OPEN CIRCUIT VOLTAGE AND RESIDUAL CAPACITY (25C)



THE RELATIONSHIP FOR CHARGING VOLTAGE AND TEMPERATURE



FLOATING LIFE ON TEMPERATURE



CYCLE LIFE ON D.O.D. (25C)

